



Black Barrel Wood Co
2275 Taylorwoods Blvd
Innisfil, ON
(416) 566-3854
blackbarrelwoodco@gmail.com

Table of Contents

PAGE 2:
INTRODUCTION, RULES OF THUMB

PAGE 3:
ORDER OF OPERATIONS

PAGE 4 + 5:
STYLES

PAGE 6 + 7:
WOOD SPECIES

PAGE 8:
EDGE PROFILES / FINISHES

PAGE 9:
HARDWARE

PAGE 10:
RENDERINGS

PAGE 11:
STYLE REQUESTS/FEATURES

Black Barrel Wood Co.

Custom Order FAQ

Ordering custom furniture is a very rewarding but sometimes daunting experience, especially for someone who is doing it for the first time. For that reason, we'd like to walk you through the experience, guide you through some of the decisions you'll need to make, and make this a great experience for all involved. First, here are some good rules of thumb for ordering of a piece of custom furniture:

1. **Needs vs Wants:** You're allowed to have things you won't compromise on and places you're more flexible so please keep both in mind during the design process. Usually things like overall dimensions for a piece of furniture that has to fit a particular space are must-haves or possibly the wood species or features like drawers etc. A nice to have might be something like which drawer pull we choose or a choice of secondary wood species for inside a cabinet.
2. **Pictures are your best friend:** Sometimes it can be hard to put into words a detail that you want but a picture is worth a thousand words so why not try? The more pictures you can send the better, one picture doesn't have to tell the whole story. You might like the leg from this picture, the colour of another picture and the hardware from a third... and that's no problem.
3. **Defer if you're not sure:** We are more than happy to help be a tie-breaker if you're not sure which way to go with a piece you're commissioning. We have a lot of experience and have tried pretty much everything so if you're not sure, just ask and we'll point you in the right direction.
4. **Price:** It's the conversation none of us like to have but it has to be done and the best way we can approach that conversation is to set real limits and reasonable expectations. Custom furniture is not fast, or easy, or cheap... But it's worth it! You're going to the lengths of getting something made just for you, 1 of 1, none like it in the world, out of superior materials and made with craftsmanship and care. Knowing a real budget range will let us know what can be possible and what cannot and will help us steer a project in the right directions to make it happen and not only live in your imagination.
5. **Timelines:** Design is the best section of this process to take a long time. Think about it, look for all the options and decide when you're ready. Making changes down the line is MORE time consuming, MORE expensive and MORE of a headache so let's work together to design the perfect piece for you and start working on the real thing when you're sure it's right!

GOOD TIPS... WHAT'S NEXT?

The order of operations for a custom furniture commission with **Black Barrel Wood Co.** is usually as follows:

1. The client and **Black Barrel Wood Co.** have a discussion to work out some broad strokes of the project, discuss budget, timeline, needs and wants and then the client is given a questionnaire to take home and answer to the best of their ability.
2. After receiving the answers to the questionnaire, **Black Barrel Wood Co.** will mock up a basic design showing measurements, proportions and give the client a visual to work from.
3. The client can make suggestions, ask questions and give one round of changes (if needed) which **Black Barrel Wood Co.** will apply to the design and send back to the client for review and sign off. If the design is acceptable, there will be no additional charges for design services. If more design changes are required, a **\$150 charge** will be levied prior to more work being done that will apply to the total cost of the piece if the client decides to work with **Black Barrel Wood Co.** on the project.
4. A **deposit of 50%** of the cost of the project will be made to **Black Barrel Wood Co.** and work can commence in the workshop. Update photos will be sent periodically to the client to keep them in the loop and when the end of manufacturing is nearing, arrangements can be made for pickup/delivery.

GREAT, BUT WHAT ARE ALL THESE QUESTIONS I'LL NEED TO ANSWER?

Let's take this point by point with the kinds of things we would ask you, regardless of the specific furniture you're ordering:

Style

There are many styles of furniture we can make as well as some that are difficult to classify but here are some pictures that might help you start your journey and decide what kind of beautiful pieces we can add to your home.

Mid-century



Modern



Rustic




Species/colour

There are a few main go-to wood species that we recommend and work with because of their combined attributes, not only their colour (ex. density/weight/grain). These wood species are beautiful, robust and locally sourced, which all makes them ideal choices for furniture projects. Other foreign species are available but are usually costly and sometimes, unavailable... But that doesn't mean you can't ask!

Domestic Hardwood Species



Ash



Cherry



Maple




Poplar



Red Oak



Walnut



White Oak

A LITTLE MORE INFORMATION ABOUT EACH SPECIES

Poplar

(Light/medium colour, low density, \$)

A very popular straight grained wood with yellow/green colouration at times. A perfect secondary wood for drawer boxes, shelves, and support material though it is absolutely usable for furniture as well.

Red Oak

(Medium colour, high density, \$)

A very strong wood with amazing value, this wood is so tough you've probably had stairs made with it at some point in your life. An open-grained wood, red oak will NEVER sand completely flat and the grain will be apparent and can be felt, even when painted.

Ash,

(Light colour, high density, \$\$)

Very hard, light in colour with some variation of grain in different pieces. More closed grain than oak (though not like maple/cherry/walnut) but with similar strength and weight.

Cherry

(Medium colour, medium density, \$\$\$)

Orange and light tan in colour, this closed-grain wood sands very smooth, isn't terribly heavy and has lots of variation in grain appearance making it a good choice for furniture that doesn't need to be too light, too dark or extremely monotone.

Maple

(Very light colour, very high density, \$\$\$)

One of the most bright white woods, maple is extremely heavy and dense, light in colour and smooth when sanded. A very good contrast wood when used with darker species. Soft maple is another option that is softer than hard maple and sometimes can have streaking for visual interest.

Walnut

(Dark colour, medium density, \$\$\$\$)

A very popular wood for truly high-end projects. It looks amazing, machines very well and is extremely desirable... but at a cost.

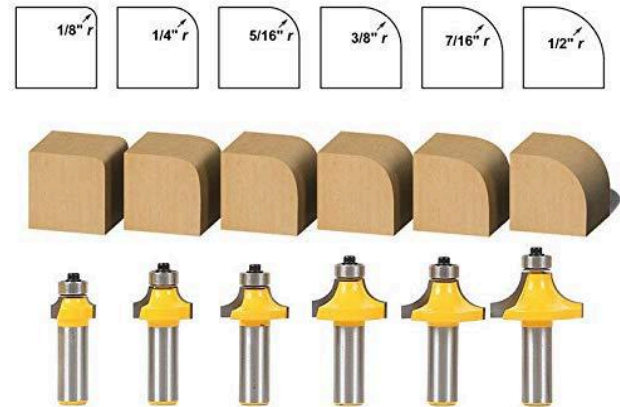
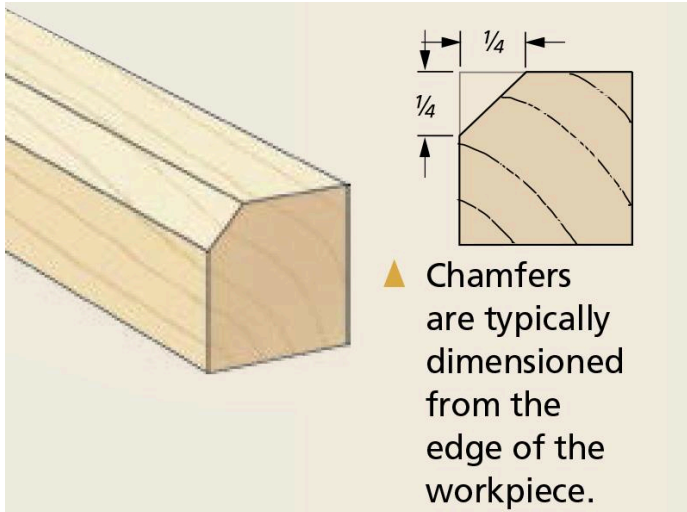
White oak

(Medium/light colour, very high density, \$\$\$\$)

If walnut was a lighter colour and even harder, it would be white oak. A gorgeous wood that stands up to the toughest abuse and is extremely desirable for high-end furniture, so much so that it's REALLY hard to get your hands on right now.

Edge profiles

The main way (but not the only way) to treat edges are **round-overs** and **chamfers**. They break the sharp edges of hardwood and make the furniture nicer to touch and use and prevent dings and broken wood fibers. These edge treatments are measured in their radius and both represent a ¼ circle or 45 degree corner profile if viewed along the edge.



Finishes

Depending on the use and type of furniture, we have a few go-to finishes because of their versatility, reliable quality, and sheen/color options. Unless a client requests that we specifically avoid these, we usually go for **Osmo Poly-X hard wax oil** whenever we need a clear top coat that allows for a sheen to be built up from matte to semi-gloss, and **Rubio Monocoat** when we need to have color paired with a matte-satin finish. Other finishes are possible but may not provide adequate protection and/or can incur additional costs.




Hardware

Drawer and cabinet pulls, drawer slides, hinges, feet, legs etc. are pieces of hardware that may or may not feature in your project. If they do, you should consider the action (push-to-open, soft-close, full-extension), the finish (stainless, brushed nickel, black, copper) and the style (modern, traditional, transitional, farmhouse). There is also a lot of range in price depending on what you want but we direct all clients to <https://marathonhardware.com/> to look through their online catalog. The one recommendation we would make is to NOT special order any items if it can be avoided. As far as table legs, <https://rustydesign.ca/> is our go-to for a variety of designs though others can be sourced as well.



MARATHON PRODUCTS | INSPIRATION | RESOURCES | PROFESSIONALS search by product

Home / Decorative Hardware / Pulls / 9450



Crofton Modern Finger Pull (9450)

MARATHON

This sleek finger pull emphasizes your cabinetry by providing a functional and simplistic way of opening cabinets and drawers without detracting from the beautiful millwork.

Finish: **Matte Black** +

Center to Center Length (C2C): *Please choose an option -

25 mm **64 mm** **160 mm**

Overall Length: *Please choose an option -

Renderings

As a courtesy to our clients and to make sure everyone can picture the end result, we provide a 3D modeled rendering of the end project that we submit after the preliminary details are submitted and again after the first round of changes (if needed). These 3D models will contain the look, measurements and proportions of the final product so clients don't need to imagine their custom piece... They can see it! These renderings are meant to give a basic idea of the end project but custom high-resolution renderings can be provided for an **extra fee** as they are VERY time intensive.



Style requests/features

This covers all small details that we can make to the project not already covered. This can include engravings, inlays, leg profiles, curves, grommets, electronic considerations and many more items that don't really fall into the above categories. These are usually things that are important to you for your intended use that may be left out if not asked for such as a custom desk height, specially sized shelves, inlaid or engraved messages if the piece is a gift or keepsake, or anything else you can come up with. If you aren't sure if we can do it, you should definitely ask and if we can't (rarely the case), we might be able to suggest another option that gets you what you want but that you hadn't considered.

